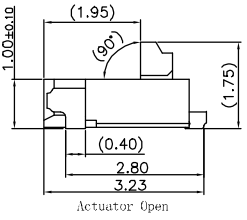
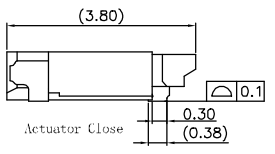
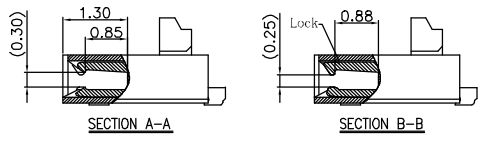
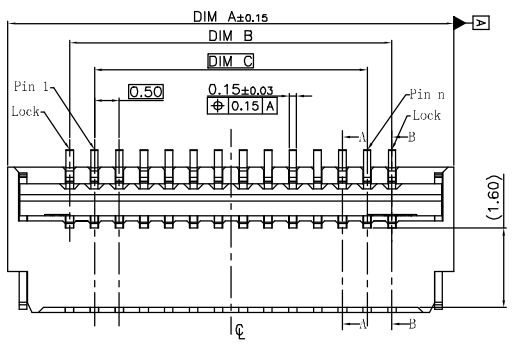


REV.	ECN.NO.	MODIFY.CONTENT	DATE
A		FIRST VERSION	07/13'20



- NOTES:
- INSULATOR:HIGH TEMPERATURE RESISTANT PLASTIC MATERIAL UL94 V 0 THE COLOUR SHALL BE BASED ON THE MATERIAL NUMBER CODE.
 - ACTUATOR:HIGH TEMPERATURE RESISTANT PLASTIC MATERIAL UL94 V 0 COLOUR:NATURAL
 - TERMINAL :COPPER ALLOY
P:GOLD PLATING AT CONTACT AND SOLDER AREA OVER ALL M1 PLATING
T:MATTE TIN PLATING OVER ALL M1 PLATING
 - CURRENT RATING:0.5A AC/DC
 - VOLTAGE RATING:50V AC/DC
 - OPERATING TEMPERATURE RANGE: -55°C~+85°C
 - CONTACT RESISTANCE:100mΩ MAX
 - INSULATION RESISTANCE:500MΩ MIN
 - WITHSTANDING VOLTAGE:250V AC/MINUTE
- 1 F0513B * ** C * 3 - HF
- FINISHED PRODUCT
 - SERIAL NUMBER
 - P:GOLD PLATING
 - T:MATTE TIN PLATING
 - HF-HALOGEN FREE
 - 00-ROHS
 - PACKAGING
 - 3-REEL PACKAGING
 - COLOUR
 - 0-NATURAL, 1-BLACK 2-BROWN, 9=GRAY
 - C-HORIZONTAL SMT
 - XO. OF CONTACTS

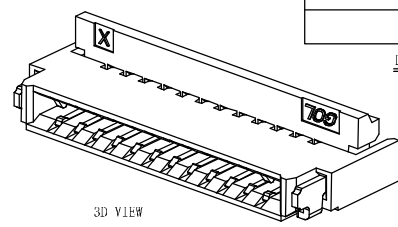
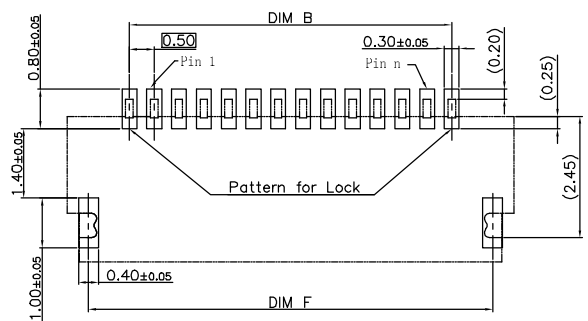
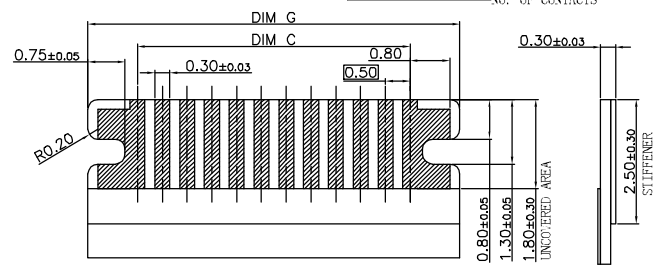
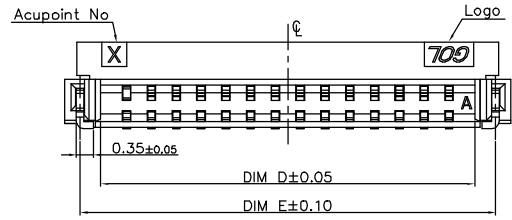


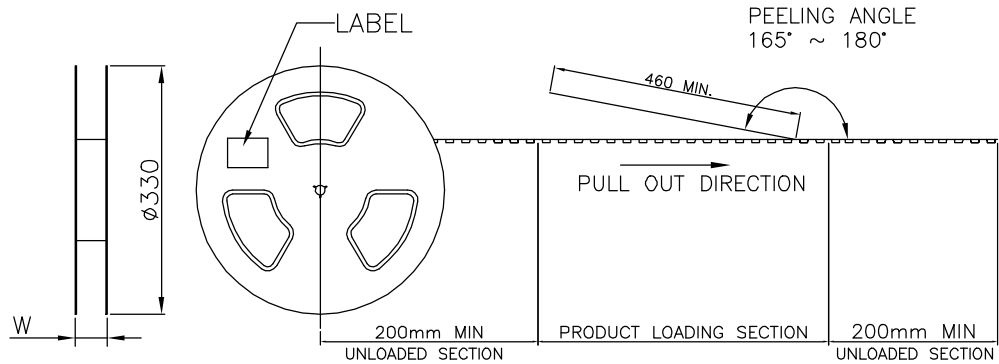
TABLE OF DIM.

PART No.	DIM A	DIM B	DIM C	DIM D	DIM E	DIM F	DIM G
08	7.00	4.50	3.50	5.55	6.38	6.15	5.50
10	8.00	5.50	4.50	6.55	7.38	7.15	6.50
12	9.00	6.50	5.50	7.55	8.38	8.15	7.50
14	10.00	7.50	6.50	8.55	9.38	9.15	8.50
16	11.00	8.50	7.50	9.55	10.38	10.15	9.50
18	12.00	9.50	8.50	10.55	11.38	11.15	10.50
20	13.00	10.50	9.50	11.55	12.38	12.15	11.50

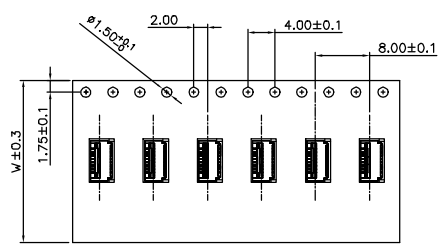
GENERAL TOLERANCE		DRAWN	JON XIA	07/13'20	SCALE	PART NO.	1F0513BF**C03-HF
X.±0.30	x.*±3.0°	CHECKED	SHENGJIE CHU	07/13'20	10/1	TITLE	0.5 Pitch Rear flip FPC H=1.0
.X±0.25	.x*±2.0°	APPROVED	CUNFA LAI	07/13'20	UNITS	mm	CUSTOMER DRAWING
.XX±0.20		File NO.	F0513B01S				
.XXX±0.10		REV.					
SHEET	1/2	QTY	1	A	蘇州祥龍嘉業電子科技股份有限公司 Goldenconn Electronics Technology Co.,LTD		

此文件为双方检验的唯一标准
This document is the only standard for inspection by both parties.

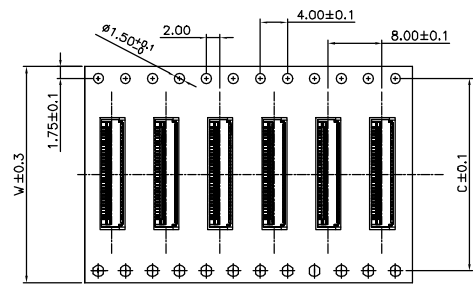
REV.	ECN.NO.	MODIFY.CONTENT	DATE
A		FIRST VERSION	07/13'20



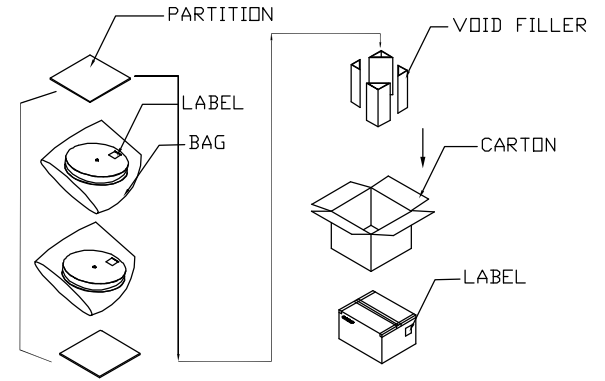
- NOTES :
- MATERIAL :
COVER TAPE : T=0.05
CARRIER TAPE : T=0.30
CARTON: CORRUGATED FIBER
 - DIMENSION :
REEL : SEE DRAWING
SHIPPING BOX: 350X350X300mm
 - QUANTITY : SEE TABLE
 - PEELING RESISTANCE : 30gf~100gf (for 12~56mm)
 - For tape width(dim W)16 and 24mm pilot holes are provided on one sides.
For tape width(dim W)32, 44mm pilot holes are provided on both sides.



04~27P



28~50P



PIN NO.	W	C	PCS /REEL	REEL/CARTON	SUM(PCS)
04PIN~14PIN	16	—	4000	11	44000
15PIN~27PIN	24	—	4000	9	36000
28PIN~39PIN	32	28.4	4000	7	28000
40Pin~50PIN	44	40.4	4000	5	20000

GENERAL TOLERANCE		DRAWN	JON XIA	07/13'20	SCALE	PART NO.	1F0513BF**C03-HF
X.±0.30	x.*±3.0°	CHECKED	SHENGJIE CHU	07/13'20	10/1	TITLE	0.5 Pitch Rear flip FPC H=1.0
.X±0.25	.x*±2.0°	APPROVED	CUNFA LAI	07/13'20	UNITS	mm	CUSTOMER DRAWING
.XX±0.20		File NO.	F0513B01S				
.XXX±0.10		REV.					
SHEET	2/2	Q'TY	1	A	蘇州祥龍嘉業電子科技股份有限公司 Goldenconn Electronics Technology Co.,LTD		

此文件为双方检验的唯一标准
This document is the only standard for inspection by both parties.